



# Edgerton Public School District

Community Survey Report

November 21, 2023

# Contents



**Background Info**



**Survey/Respondent  
Information**



**Results & Analysis**



**Wrap-up/Questions**





**Our mission is to help educational leaders gather, organize, and use data to make strategic decisions.**

- Founded in **2002** to provide independent research
- Conducted over **10,000** staff, parent, and student, and community surveys for school improvement
- Helped more than **900** districts navigate the strategic planning and referendum planning process



# Survey Deployment Process

- Residences in the district were mailed a survey.
- Parents and staff were also emailed a survey participation link.
- All surveys include a one-time-use access code.

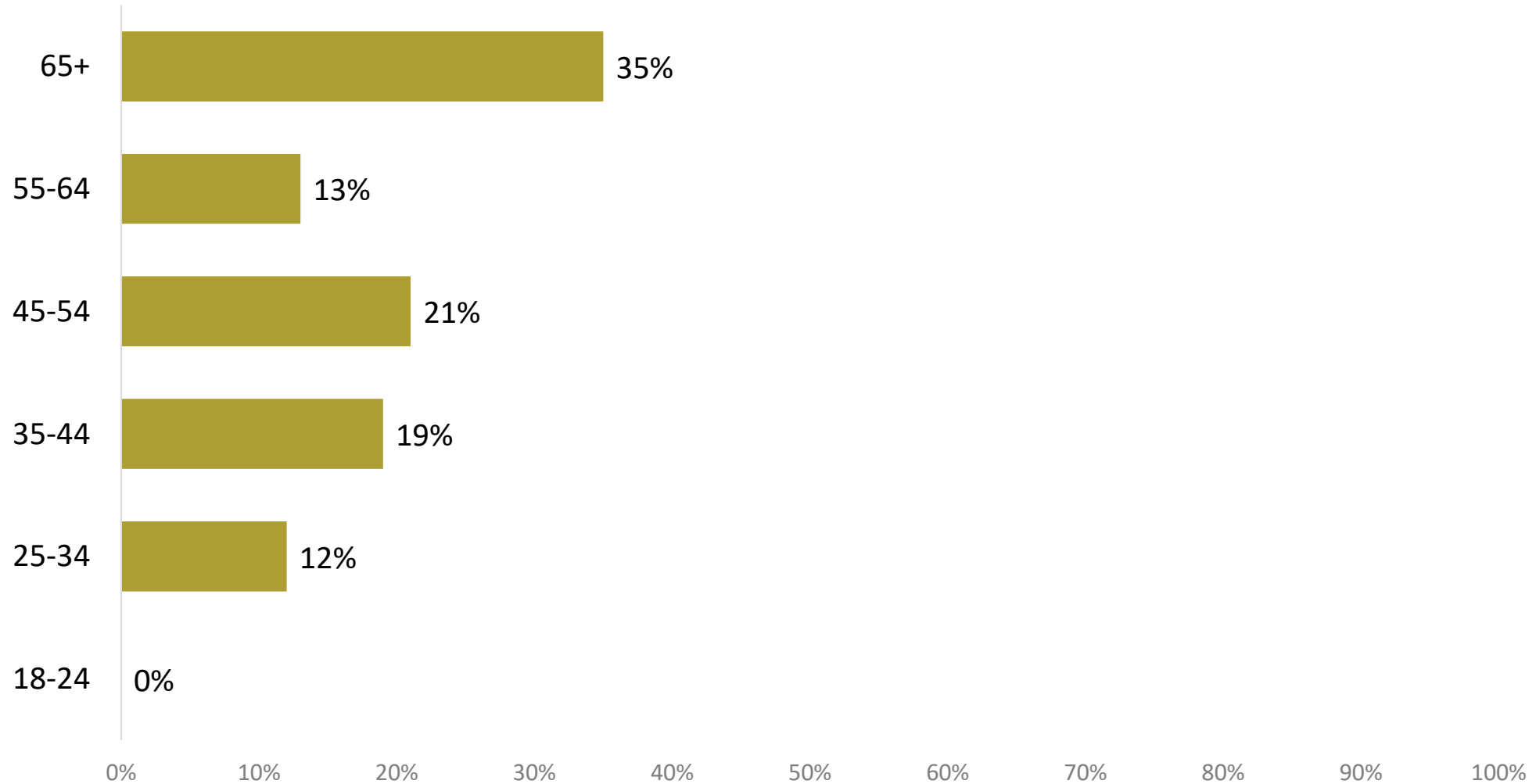


# Survey Information

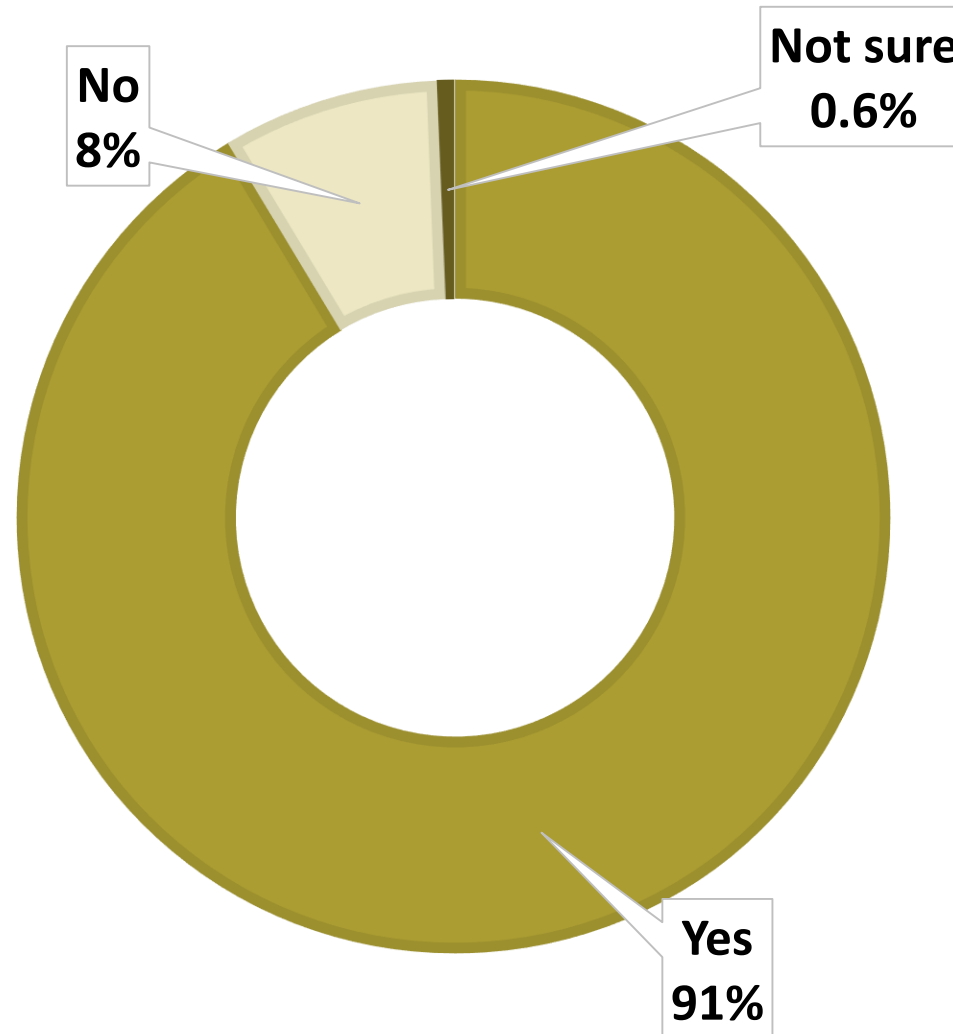
- **November 6, 2023** survey deadline
- **328** total respondents
- **34%** response rate
- **+/- 5.52%** margin of error



# What is your age?

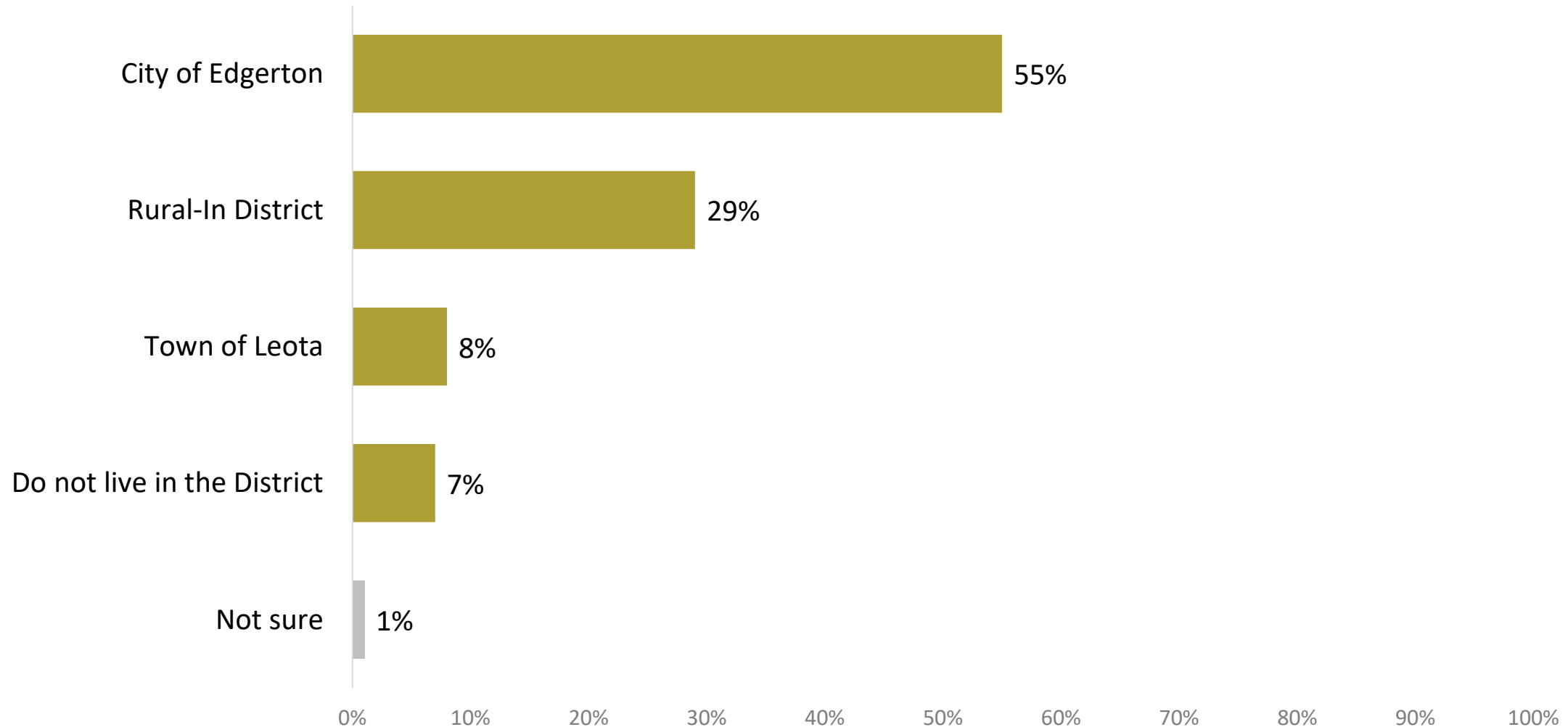


# Is your primary residence in the Edgerton Public School District?





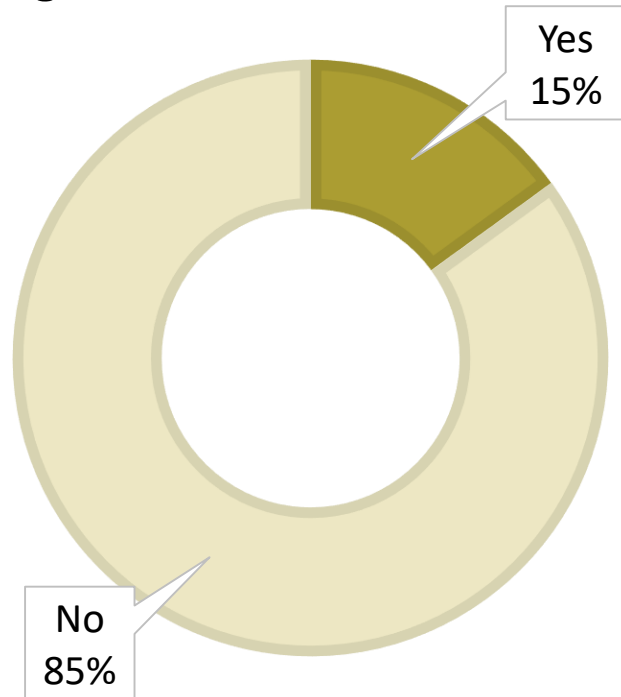
# In which municipality do you live?



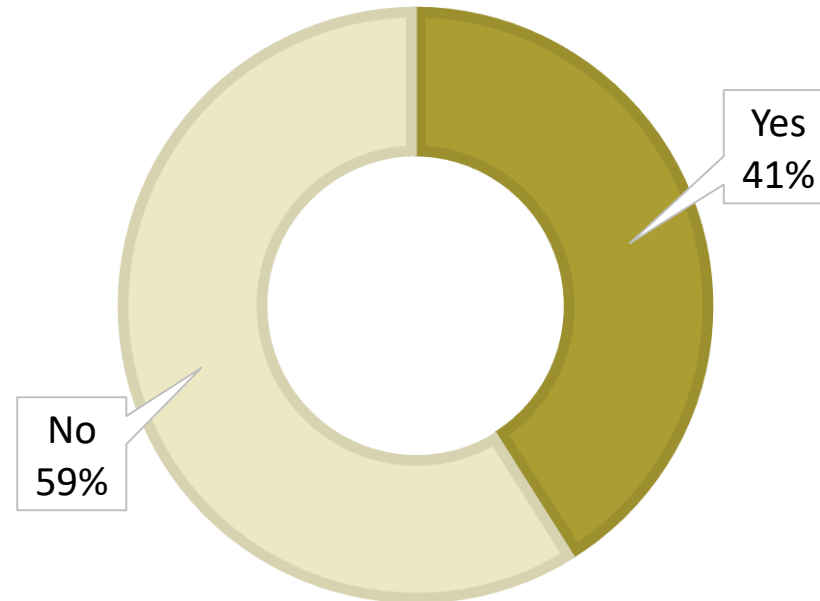


# Respondent Information

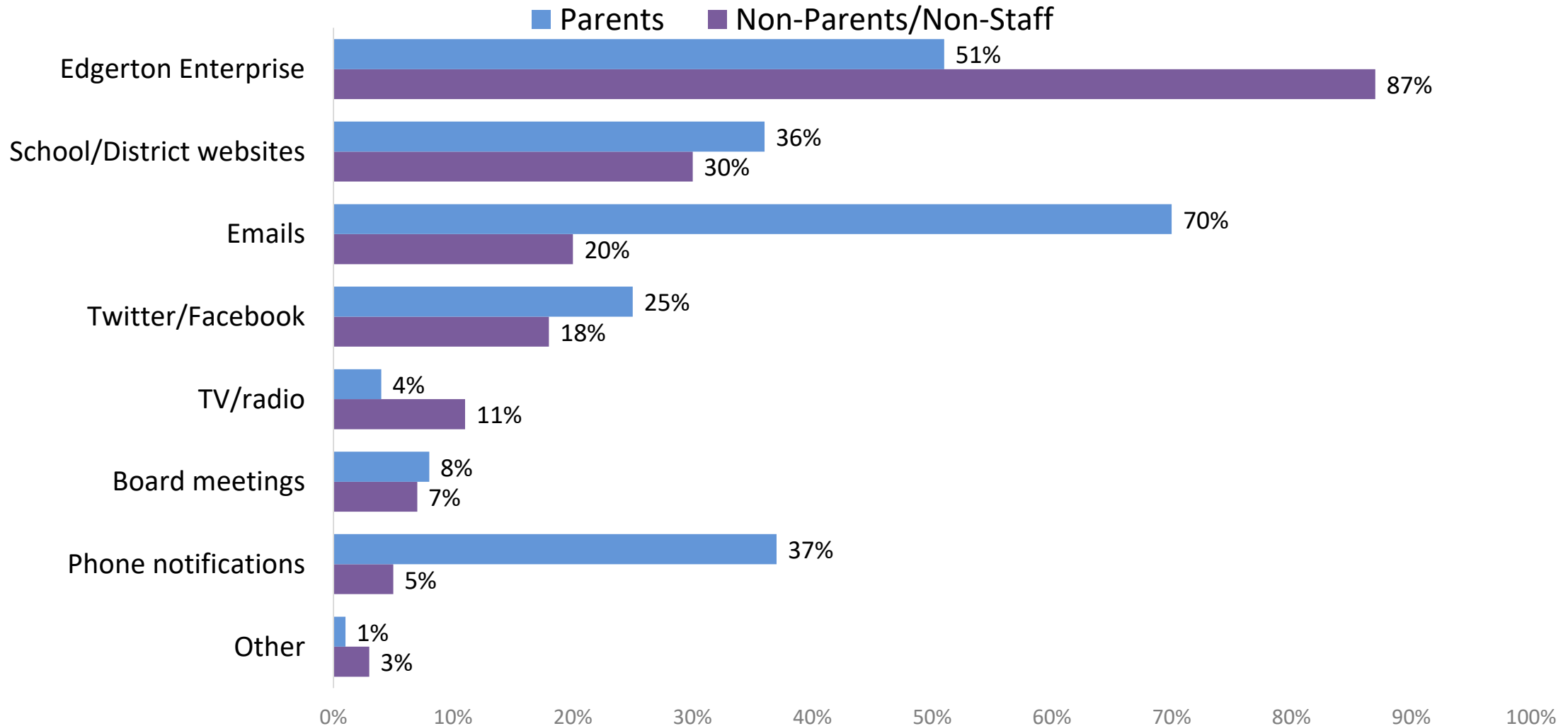
Are you an employee of the  
Edgerton Public School District?



Do you have children attending  
a school in the District?



# How do you like to receive school/District information?



# Base Plan

Earlier this year, representatives from RA Morton and TSP Architects completed a comprehensive assessment of our facilities.

The gym was built in 1936 and is too small to serve physical education, extra-curricular, and youth/community programming. The gym floor is nearing end of life. The entire area is not ADA accessible and does not have access to water or restrooms. In addition, the locker rooms are outdated and too small. The weight room is located on the stage, and the wood floor is deteriorating, presenting safety issues. These areas also lack storage.

The District's preschool program is also located in the 1936 building and will need a new location in order to serve students.



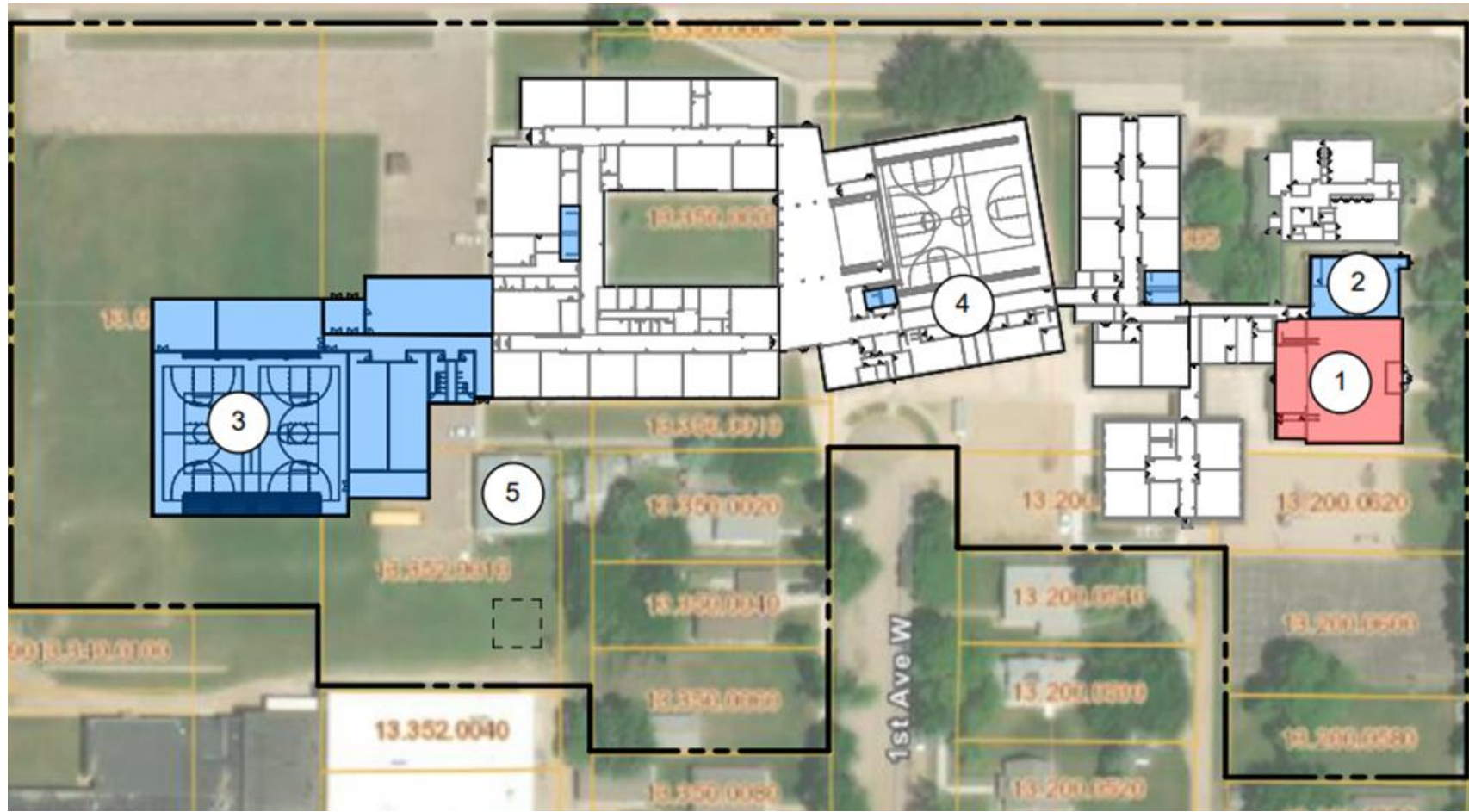
# Base Plan

The Board of Education identified the following base plan to address these issues.

1. Demolish the 1936 “Den” gymnasium and support areas.
2. Replace the outdated preschool rooms located in the 1936 building that is being demolished.
3. Replace the “Den” with new gymnasium, locker rooms, bathrooms, and weight room area.
4. Upgrade restrooms to meet ADA codes.
5. Relocate the maintenance/vehicle storage building.



# Base Plan



# Base Plan Funding Support

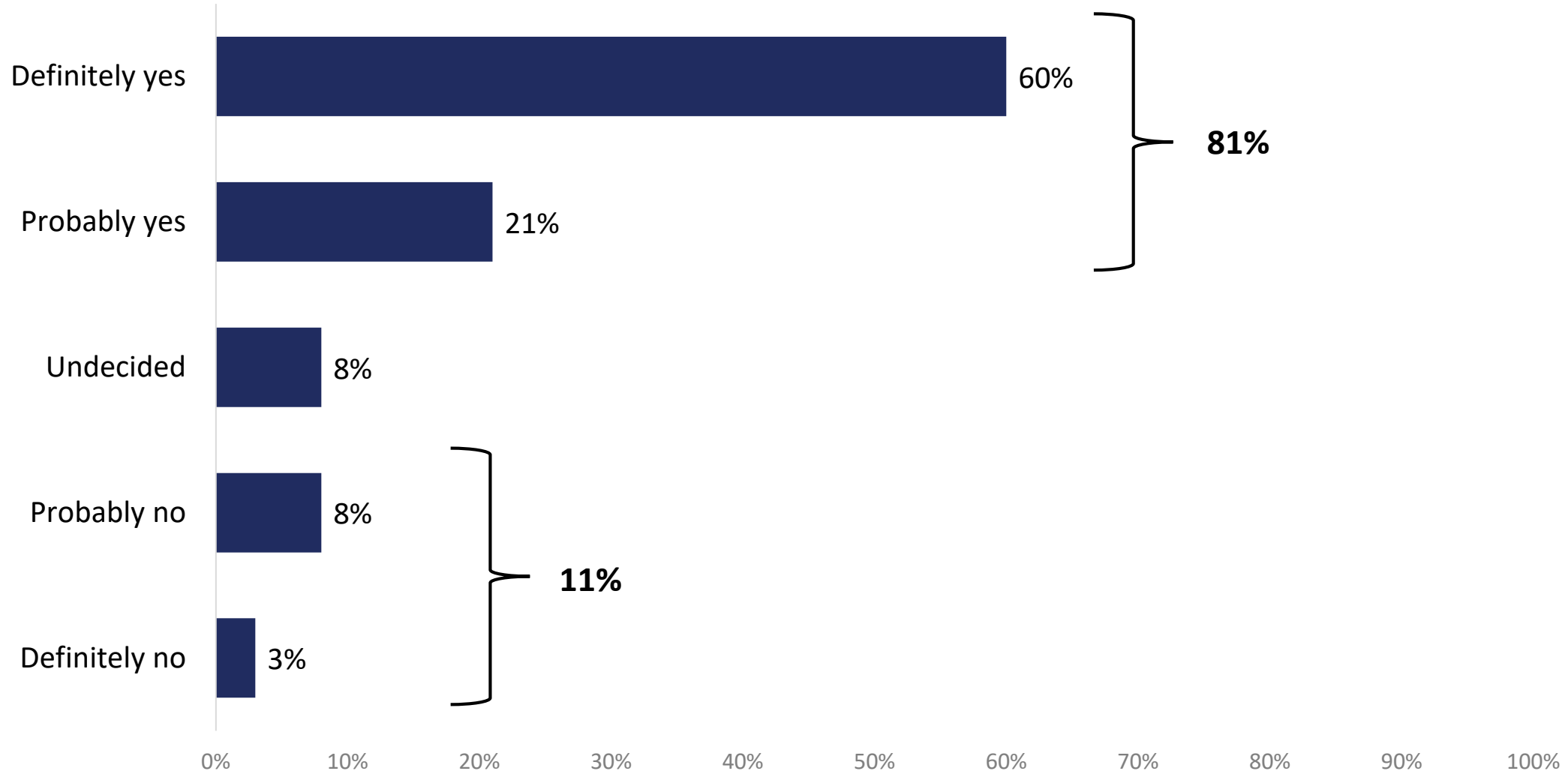
The cost to address these projects is too expensive to be covered in our annual budget. Therefore, the District will need to ask voters to approve a bond referendum to issue debt (take out a loan).

ESTIMATED ANNUAL PROPERTY TAX IMPACT		
Type of Property	Estimated Market Value	\$13.5 million
Residential Homestead	\$100,000	\$92
	\$150,000	\$173
	\$200,000	\$254
	\$250,000	\$334
	\$300,000	\$415
Commercial/ Industrial	\$100,000	\$222
	\$250,000	\$628
	\$500,000	\$1,368
Ag Homestead	\$7,000	\$1.55
	\$9,000	\$2.00
	\$11,000	\$2.44
Ag Non- Homestead	\$7,000	\$3.11
	\$9,000	\$3.99
	\$11,000	\$4.88



# Would you support a \$13.5 million bond referendum to fund the base plan?

## *Resident Staff*

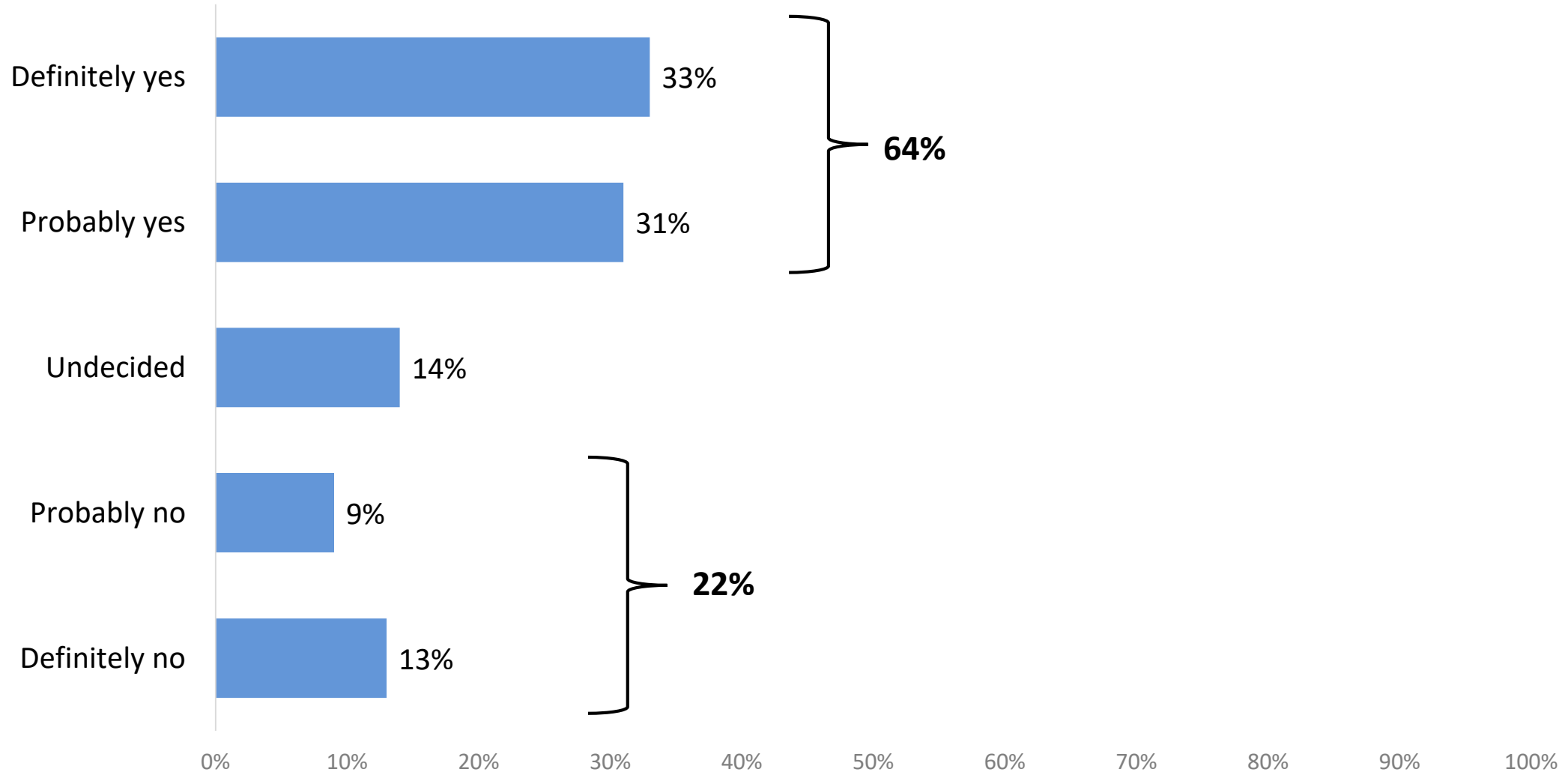




# Would you support a \$13.5 million bond referendum to fund the base plan?

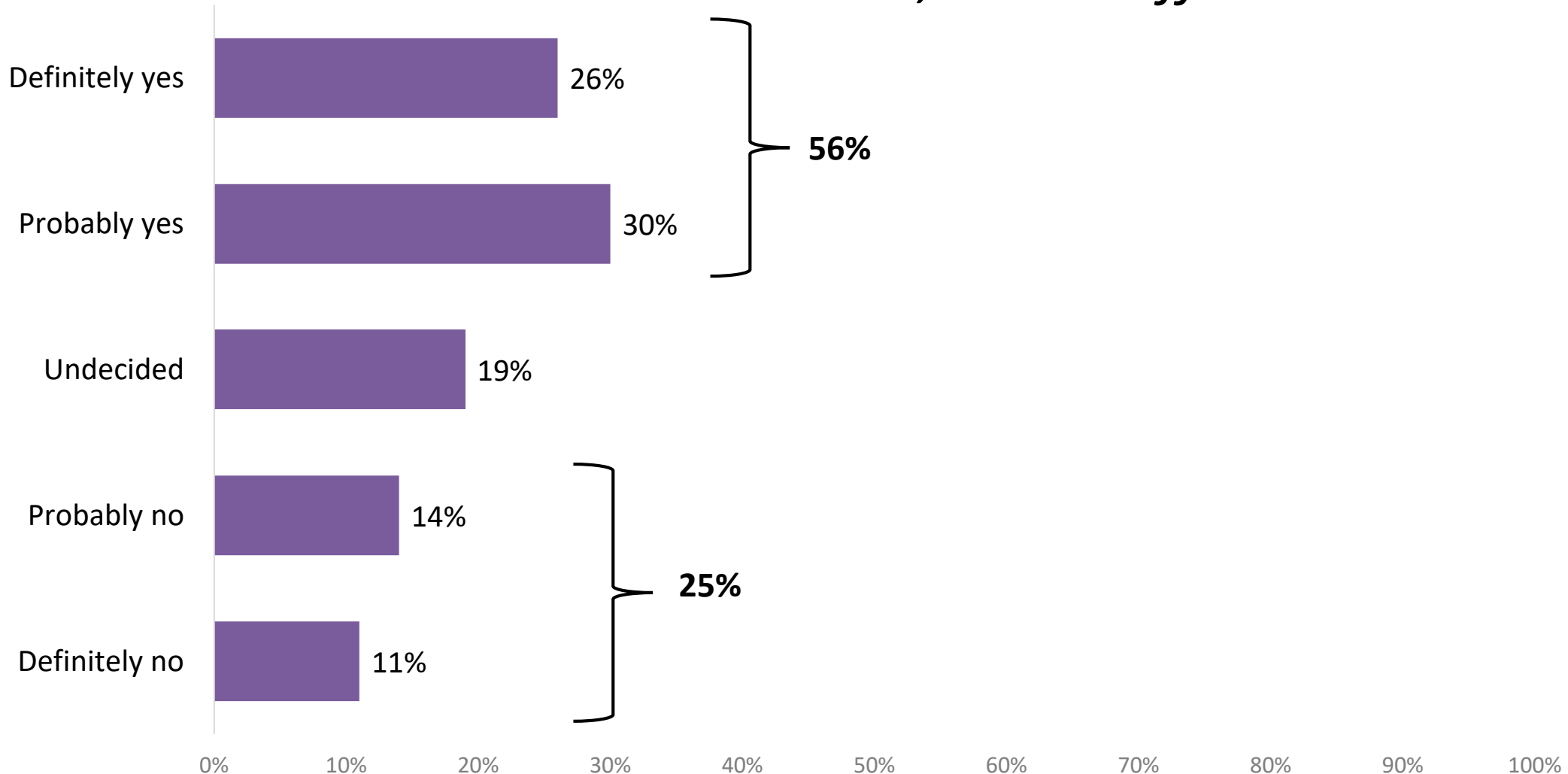


## *Resident Parents*

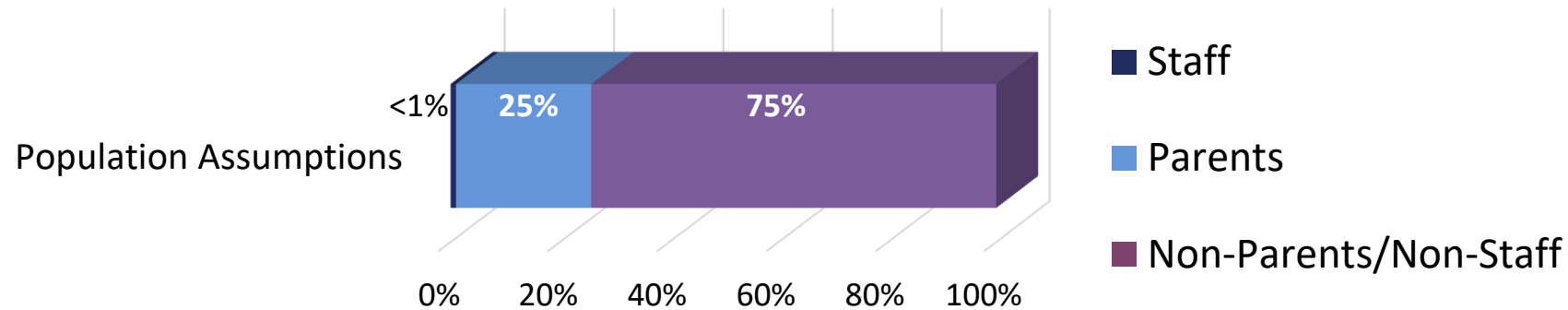


# Would you support a \$13.5 million bond referendum to fund the base plan?

## *Resident Non-Parents, Non-Staff*



## Additional Analysis: Would the \$13.5 million bond referendum to fund the base plan be supported?



Weighted support for *Definitely yes* and *Probably yes*:

$$0.25 (64\%) + 0.75 (56\%) = \underline{\underline{58.00\%}}$$



# Additional Projects

The base plan could be expanded to pay for the projects below while construction crews are onsite, saving the District money.

## **School Office and Classrooms (*Estimated cost: \$2.8 million*)**

The main office is located in the middle of the building. All visitors are buzzed into the school and travel through the building to reach the office. This creates safety and security concerns. The high school needs more classrooms because of increased enrollment. Traffic is congested, and there is not enough parking.

This project would:

- ✓ Create a main office at the entrance to better monitor and control visitor access.
- ✓ Use the old main office space as classrooms.
- ✓ Create additional classrooms.
- ✓ Improve traffic flow and increase parking.

## **HVAC and Roofs (*Estimated cost: \$4.5 million*)**

The HVAC (heating, ventilation, and cooling) systems are nearing the end of their life cycle and do not meet today's indoor air quality standards. Sections of the roof are at the end of their life cycle.

This project would:

- ✓ Replace HVAC components in the 1959 high school section of the building.
- ✓ Replace sections of the roof as needed.



# Additional Projects

The base plan could be expanded to pay for the projects below while construction crews are onsite, saving the District money.

## **Outdoor Athletics (*Estimated cost: \$2.6 million*)**

The existing fields lack proper grading/crowning, and the track is made of gravel and is not competition sized. The bleachers are not ADA compliant, the press box and fencing are in need of replacement, and the lights will need to be replaced as a result of the other project improvements.

This project would:

- ✓ Create a competition track surface.
- ✓ Replace the bleachers, press box, lights, and fences.
- ✓ Regrade the football field with drain tile.
- ✓ Add an irrigation system to the football field.

## **Turf Field (*Estimated cost: \$900,000*)**

- ✓ If there is support for the outdoor athletics project, the District could install low maintenance artificial turf to the football/multisport field (e.g., soccer, baseball practice, softball practice, daily physical education) as an addition to that project.



# Additional Project Support

*Priority score is calculated based on High=3, Medium=2, Low=1*

School Office and Classrooms	<div><div>58%</div><div>25%</div><div>17%</div></div>	<i>Priority Score = 2.42</i>
HVAC and Roofs	<div><div>56%</div><div>30%</div><div>14%</div></div>	<i>Priority Score = 2.42</i>
Outdoor Athletics	<div><div>20%</div><div>31%</div><div>49%</div></div>	<i>Priority Score = 1.70</i>
Turf Field	<div><div>9%</div><div>19%</div><div>72%</div></div>	<i>Priority Score = 1.37</i>

■ High    ■ Medium    ■ Low



# Funding Support

The total cost of the building projects is estimated at \$24.3 million. **We realize paying for all these projects at one time may not be realistic.** The District will establish a plan based on the community's priorities.

Base Plan*	\$13.5 million
School Office and Classrooms	\$ 2.8 million
HVAC (Heating and Cooling Systems) and Roofs	\$ 4.5 million
Outdoor Athletics	\$ 2.6 million
Turf Field	\$ 900,000
	<hr/>
	<b>\$24.3 million</b>



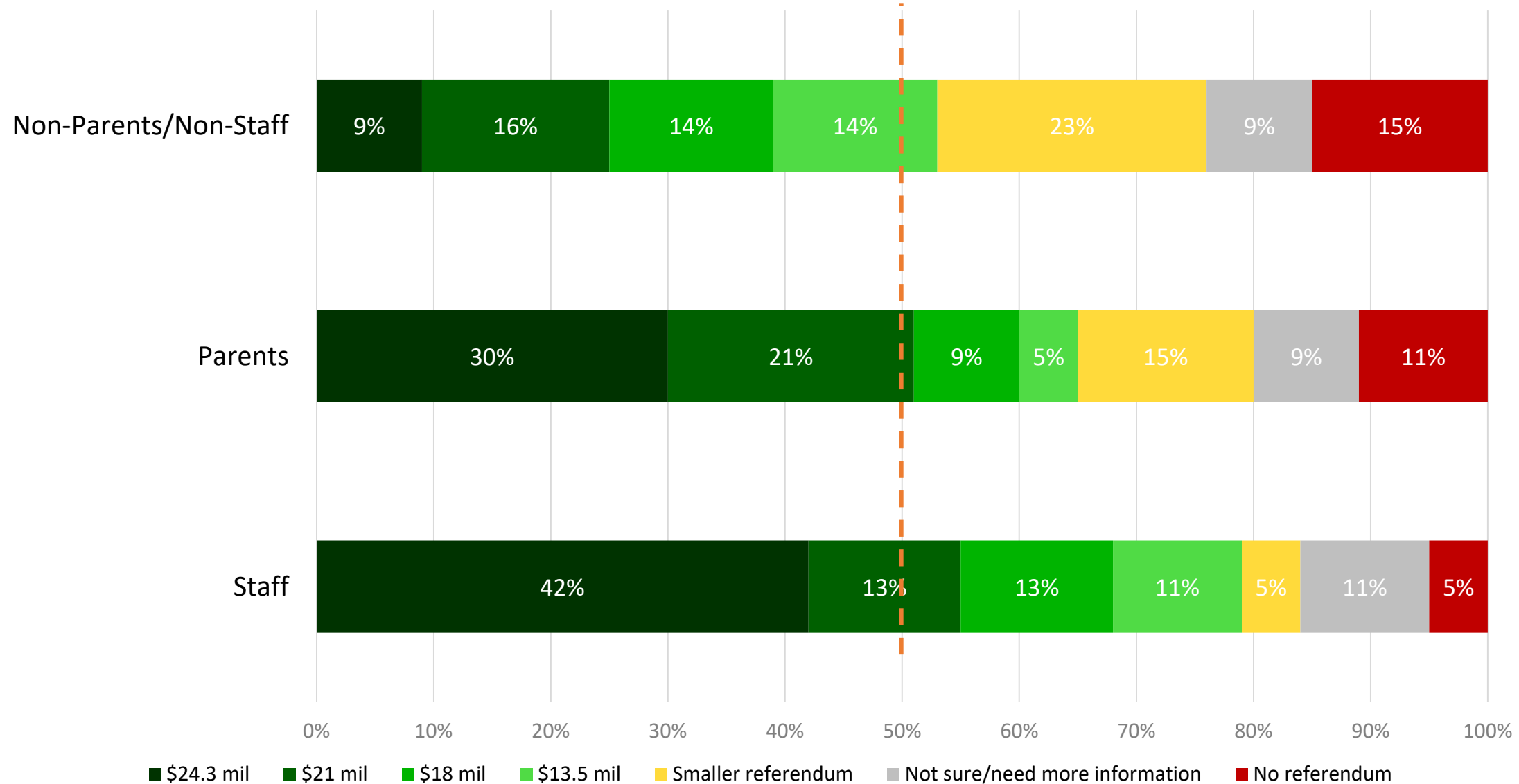


# Funding Support

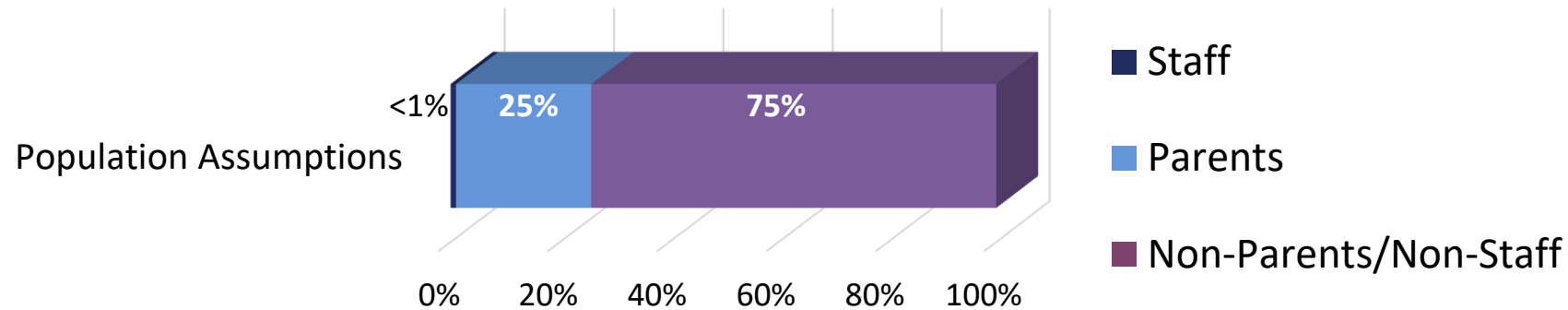


ESTIMATED ANNUAL PROPERTY TAX IMPACT FOR EACH BOND REFERENDUM AMOUNT					
Type of Property	Estimated Market Value	\$13.5 million*	\$18 million	\$21 million	\$24.3 million
Residential Homestead	\$100,000	\$92	\$125	\$146	\$163
	\$150,000	\$173	\$233	\$274	\$305
	\$200,000	\$254	\$342	\$401	\$447
	\$250,000	\$334	\$451	\$528	\$589
	\$300,000	\$415	\$560	\$656	\$732
Commercial/Industrial	\$100,000	\$222	\$299	\$351	\$391
	\$250,000	\$628	\$848	\$994	\$1,109
	\$500,000	\$1,368	\$1,846	\$2,164	\$2,413
Ag Homestead	\$7,000	\$1.55	\$2.10	\$2.46	\$2.74
	\$9,000	\$2.00	\$2.69	\$3.16	\$3.52
	\$11,000	\$2.44	\$3.29	\$3.86	\$4.30
Ag Non-Homestead	\$7,000	\$3.11	\$4.19	\$4.91	\$5.48
	\$9,000	\$3.99	\$5.39	\$6.32	\$7.04
	\$11,000	\$4.88	\$6.59	\$7.72	\$8.61

# Assuming the projects were acceptable to you, what amount would you support?



## Additional Analysis: Would the \$13.5 million bond referendum to fund the base plan be supported?

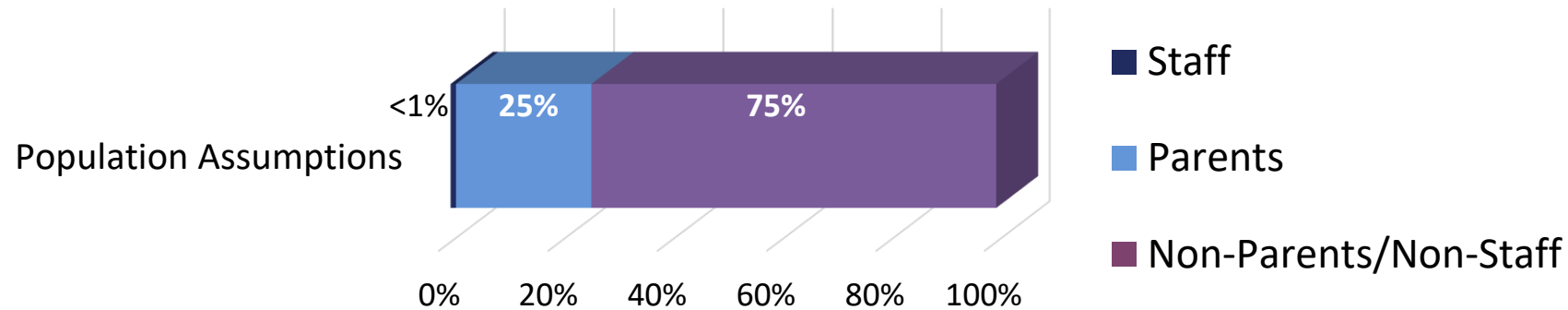


Weighted support for:

$$0.25 (65\%) + 0.75 (53\%) = \underline{\underline{56.00\%}}$$



## Additional Analysis: Would the \$18 million bond referendum to fund the base plan be supported?

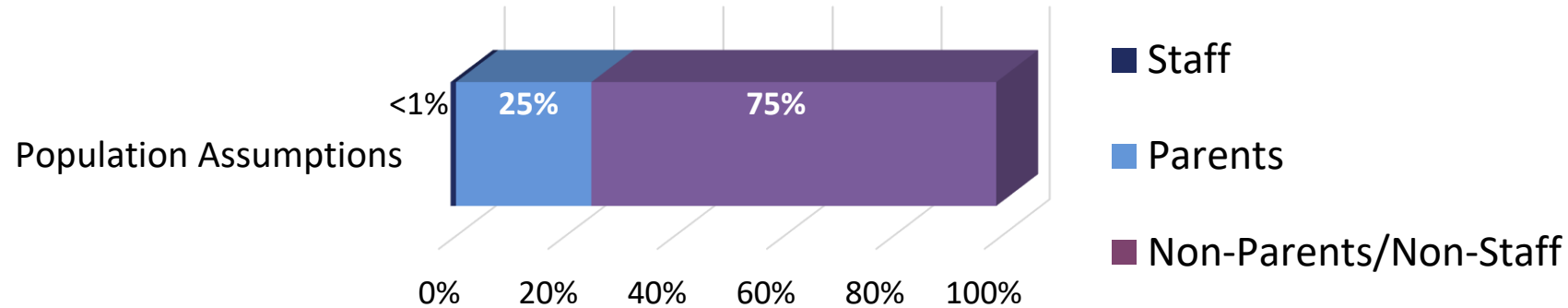


Weighted support:

$$0.25 (60\%) + 0.75 (39\%) = \underline{\underline{44.30\%}}$$



## Additional Analysis: Would the \$21 million bond referendum to fund the base plan be supported?

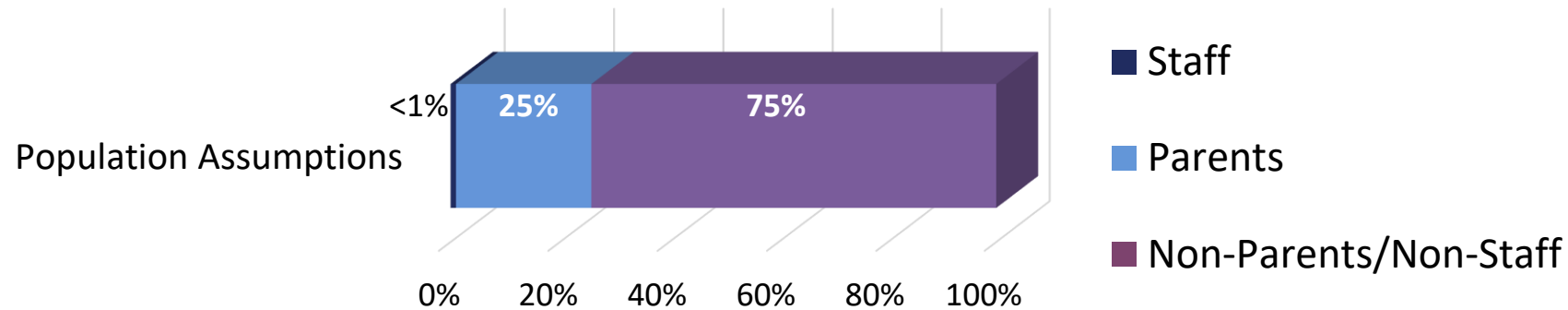


Weighted support:

$$0.25 (50\%) + 0.75 (25\%) = \underline{\underline{31.30\%}}$$



## Additional Analysis: Would the \$24.3 million bond referendum to fund the base plan be supported?



Weighted support:

$$0.25 (30\%) + 0.75 (9\%) = \underline{\underline{14.30\%}}$$

# How is the District doing in each of the following areas?

*Great=4, Good=3, Fair=2, Poor=1*



Item	Staff	Parents	Non-Parents/Non-Staff
Delivering a high-quality education	3.51	3.14	2.94
Keeping the public informed	3.11	3.12	2.78
Managing funds appropriately	3.03	3.05	2.86
Building pride in the community	3.27	3.03	2.96



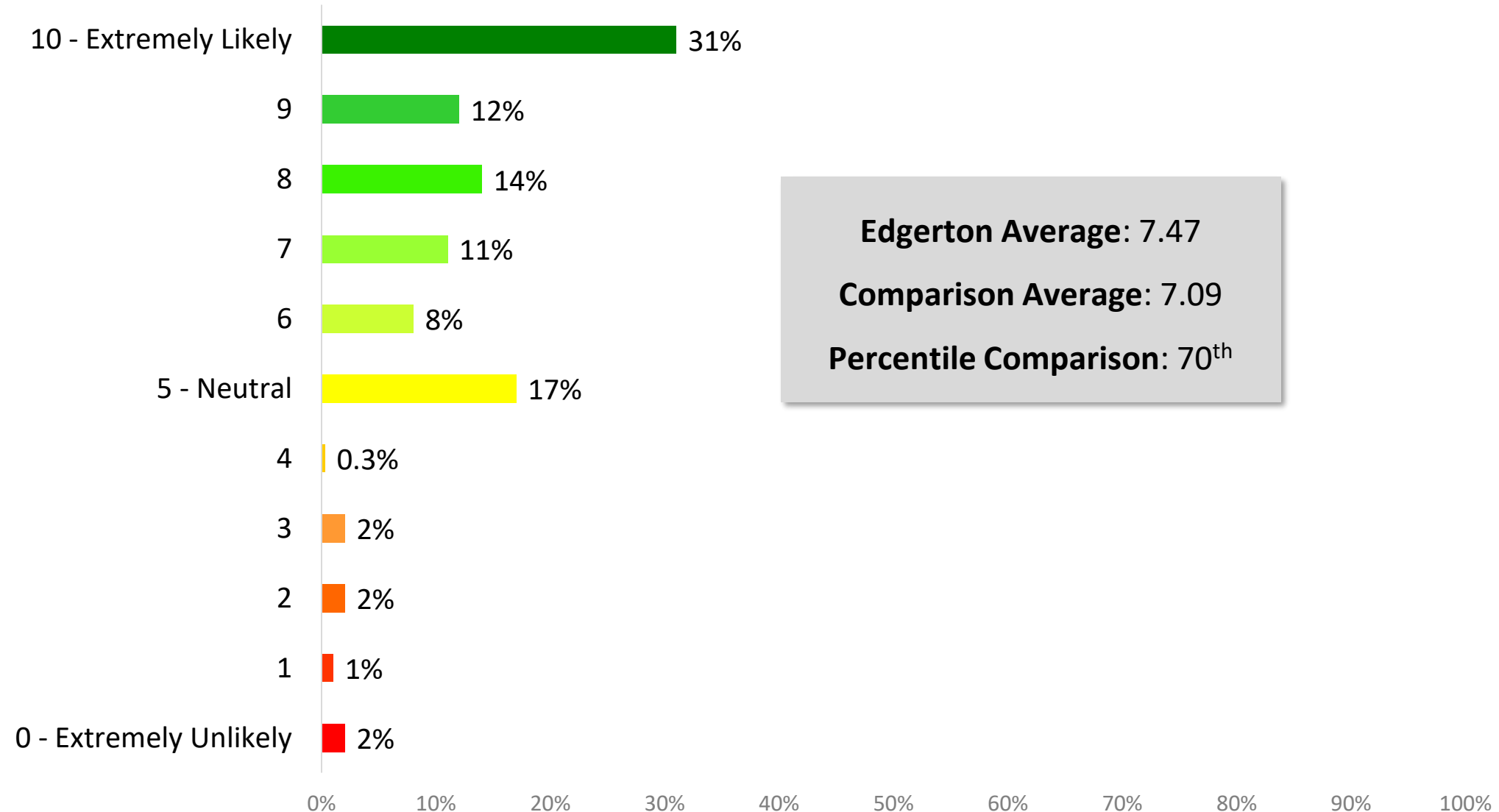
# How is the District doing in each of the following areas?

*Great=4, Good=3, Fair=2, Poor=1*



Item	Percent “Great” or “Good”	Average	Comparison Percentile
Delivering a high-quality education	85%	3.14	59 <sup>th</sup>
Keeping the public informed	77%	2.97	73 <sup>rd</sup>
Managing funds appropriately	78%	2.98	84 <sup>th</sup>
Building pride in the community	80%	3.06	56 <sup>th</sup>

# On a scale of 0 – 10, how likely would you be to recommend the District to a friend or family member?



# What did we learn?

- If held today, the community would support a \$13.5 million bond referendum to fund the Base Plan.
- If held today, the community would likely not support an \$18 million bond referendum.
- Of the additional projects tested, School Office and Classrooms and HVAC and Roofs received the most support.
- Respondents scored the District above or well above the median on all 5 of the satisfaction metrics.





# SCHOOL PERCEPTIONS

*Measuring what matters*

262.644.4300 | [schoolperceptions.com](https://schoolperceptions.com)

